


2×2B Optical Switch

Features

- Low Insertion Loss
- Wide Wavelength Range
- Low Crosstalk
- High Stability, High Reliability
- Epoxy-free on Optical Path

Application

- MAN
- R&D in Laboratory
- System Monitoring
- Configurable OADM




Performance

Parameters		GZ-FSW-2×2B	
Wavelength Range	nm	850±40/1300±40	1260~1650
Operating wavelength	nm	850/1300	1310/1490/1550/1625/1650
Insertion Loss	dB	Typ:0.8 Max:1.2	Typ:0.6 Max:0.8
Return Loss	dB	MM≥30	SM≥50
Crosstalk	dB	MM≥35	SM≥55
PDL	dB	≤0.05	
WDL	dB	≤0.25	
TDL	dB	≤0.25	
Repeatability	dB	≤±0.02	
Power Supply	v	3.0 or 5.0	
Lifetime	times	≥10 ⁷	
Switch Time	ms	≤8	
Transmission Power	mW	≤500	
Operating Temperature	°C	-20~+70	
Storage Temperature	°C	-40~+85	
Weight	g	16	
Dimension	mm	(L)27.0×(W)12.0×(H)8.2	customization is available.

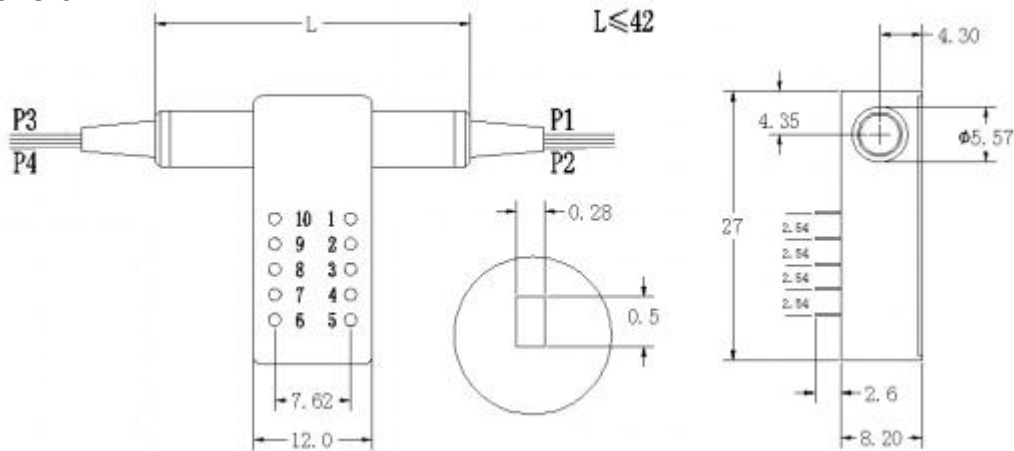
Pins

Parameters	Pins	Electric Drive				Status Sensor			
2×2B	Optical Path	1	5	6	10	2-3	3-4	7-8	8-9
Non-latching	P1-P3	--	--	--	--	Close	Open	Open	Close
	P1-P4、P2-P3	V+	--	--	GND	Open	Close	Close	Open
latching	P1-P3	--	--	GND	V+	Close	Open	Open	Close
	P1-P4 P2-P3	V+	GND	--	--	Open	Close	Close	Open

Optical Route



Dimension



P1: Red P2: Black P3: Red P4: Black

Ordering Information

Mode	Wavelength	Voltage Type	Control Model	Fiber Type	Fiber Diameter	Fiber Length	Connector
S=SM	85=850nm	3=3V	L=Latching	5=50/125	25=250um	1=1m	0=None
M=MM	13=1310nm 15=1550nm 13/15=1310/1550 nm X=Others	5=5V	N=Non-Latching	6=62.5/125 9=9/125 X=Others	90=900um 20=2.0mm 30=3.0mm X=Others	2=1.5m X=Others	1=FC/PC 2=FC/APC 3=SC/PC 4=SC/APC 5=ST/PC 6=ST/APC 7=LC/PC 8=LC/APC